
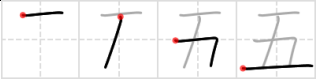



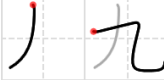


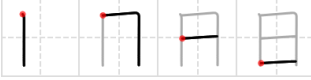
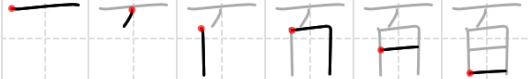
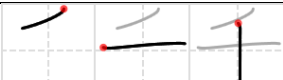
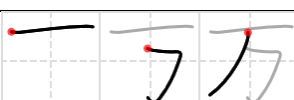



Kanji stroke order instructions: Kanji No. 4—16 (Book 1, pp. 282—284)

Note: Follow the diagram to learn the correct stroke order (かきじゅん) for each kanji.

The Kanji stroke order diagrams are used with permission of KanjiVG and Jisho (<http://jisho.org/>).

| No. | かんじ | Stroke order (かきじゅん)  |
|-----|-----|---|
| 4   | 四   |    |
| 5   | 五   |    |
| 6   | 六   |    |
| 7   | 七   |    |
| 8   | 八   |    |
| 9   | 九   |  |
| 10  | 十   |  |
| 11  | 月   |  |
| 12  | 日   |  |
| 13  | 百   |  |
| 14  | 千   |  |
| 15  | 万   |  |
| 16  | 円   |  |